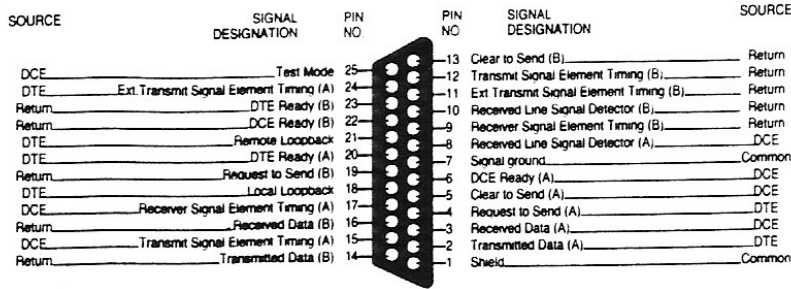
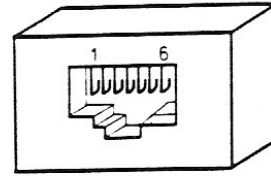



## RS-530 Interface



## RJ-11 Pin Assignment



RJ-11 socket (female) external view

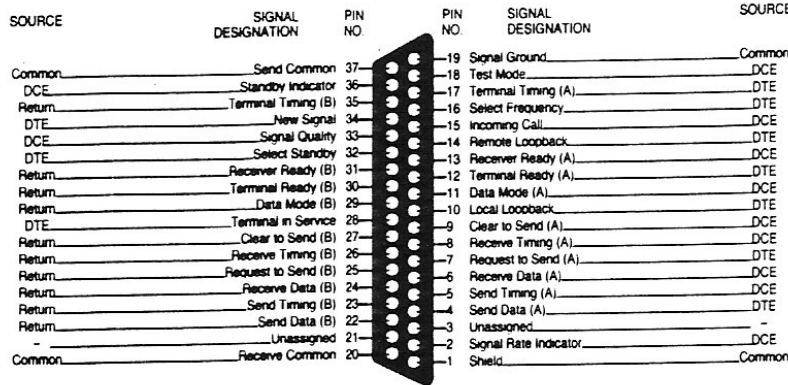


RJ-11 plug (male) clip at rear

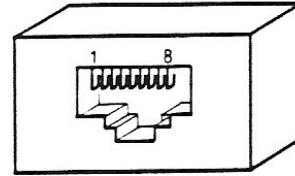
- 6 Shield
- 5 Receive -
- 4 Transmit -
- 3 Transmit -
- 2 Receive -
- 1 Shield

For: SRM-3, SRM-4, SRM-5, SRM-6, SRM-8, CMN-16 miniature models

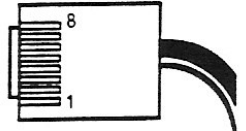
## V.36/RS-449 Interface



## RJ-45 Pin Assignment

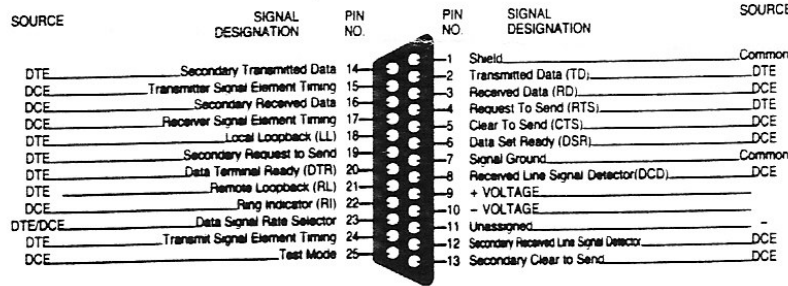


RJ-45 socket (female) external view



RJ-45 plug (male) clip at rear

## V.24/RS-232 Interface



S-TAU, TAU-16, TAU-1, TRT, TST

TMA

FLM-12

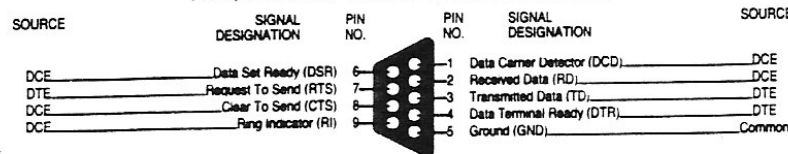
STM, CMN-16

ASM-11 & Miniature Modems

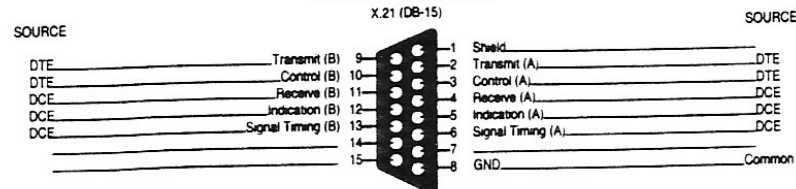
		[RS-232]	[RS-232]	
8 NC	8 NC	8 CTS [5]	8 CTS [5]	8 NC
7 NC	7 Shield	7 Signal GND [7]	7 Signal GND [7]	7 NC
6 Transmit (orange)	6 - 12 VDC	6 DSR [6]	6 DTR [20]	6 Receive -
5 Receive (green)	5 - 12VDC	5 TX Data [2]	5 TX Data [2]	5 Transmit -
4 Receive (red)	4 RS-485-	4 DCD [8]	4 DCD [8]	4 Transmit -
3 Transmit (black)	3 RS-485+	3 RX Data [3]	3 RX Data [3]	3 Receive -
2 NC	2 NC	2 RTS [4]	2 RTS [4]	2 Shield*
1 NC	1 NC	1 + V Output [NC]	1 Chassis GND [1]	1 NC

\* CMN-16, ASM-11 only

## V.24/RS-232 on a 9 Pin Connector



## X.21 Interface



## V.35 Interface

